



**AUSTRALIAN RAIL TRACK CORPORATION LTD**

*This document has been adopted by the ARTC with the permission of the NSW Government and will continue to apply under the authority of the ARTC General Manager Infrastructure, Strategy & Performance until further notice*

**Discipline**  
**Engineering Standard – NSW**

**Category**  
**Signalling**

**Title**  
**Speed Restrictions**

**Reference Number**  
**SDS 05 – (RIC Standard: SC 00 13 01 05 SP)**

**Document Control**

<b>Status</b>	<b>Date</b>	<b>Prepared</b>	<b>Reviewed</b>	<b>Endorsed</b>	<b>Approved</b>
Issue 1 Revision 2	Mar 05	Standards and Systems	Standards Engineer	GM Infrastructure Strategy & Performance	Safety Committee
		Refer to Reference Number	H Olsen	M Owens	Refer to minutes of meeting 12/08/04

## **DISCLAIMER**

Australian Rail Track Corporation has used its best endeavors to ensure that the content, layout and text of this document is accurate, complete and suitable for its stated purpose. It makes no warranties, express or implied, that compliance with the contents of this document shall be sufficient to ensure safe systems of work or operation. Australian Rail Track Corporation will not be liable to pay compensation in respect of the content or subsequent use of this document for any other purpose than its stated purpose or for any purpose other than that for which it was prepared except where it can be shown to have acted in bad faith or there has been willful default.

## **DOCUMENT APPROVAL**

The technical content of this document has been approved by the relevant ARTC engineering authority and has also been endorsed by the ARTC Safety Committee.

## **DOCUMENT SUPPLY and CONTROL**

The Primary Version of this document is the electronic version that is available and accessible on the Australian Rail Track Corporation Internet and Intranet website.

It is the document user's sole responsibility to ensure that copies are checked for currency against the Primary Version prior to its use.

## **COPYRIGHT**

The information in this document is Copyright protected. Apart from the reproduction without alteration of this document for personal use, non-profit purposes or for any fair dealing as permitted under the Copyright Act 1968, no part of this document may be reproduced, altered, stored or transmitted by any person without the prior written consent of ARTC.

## About This Standard

This Principle addresses the requirements for the provision of Advisory Speedboards at specific locations or at the boundaries of specific areas where it is necessary for trains with particular braking characteristics to operate at speeds commensurate with the braking distance provided by the signalling arrangements at the specific location or within the specific area.

# Document History

**Primary Source** – RIC Standard SC 00 13 01 05 SP Version 3.0

## List of Amendments –

<b>ISSUE</b>	<b>DATE</b>	<b>CLAUSE</b>	<b>DESCRIPTION</b>
1.1	01/09/2004		<ul style="list-style-type: none"><li>▪ Reformatting to ARTC Standard</li></ul>
1.2	14/03/2005	Disclaimer	<ul style="list-style-type: none"><li>▪ Minor editorial change</li><li>▪ Footer reformatted</li></ul>

# Contents

<b>5 Speed Restrictions .....</b>	<b>6</b>
<b>5.1 Principle No. 5.1 - Provision Of Advisory Speedboards .....</b>	<b>6</b>
5.1.1 Introduction .....	6
5.1.2 Existing Signalling Arrangements .....	6
5.1.3 Positioning of Advisory Speedboards .....	6
5.1.4 Style of Advisory Speedboards .....	6
5.1.5 New Signalling Arrangements .....	7
5.1.6 Intermediate Train Stop Advisory Speed Boards .....	7

## 5 Speed Restrictions

### 5.1 Principle No. 5.1 - Provision Of Advisory Speedboards

#### 5.1.1 Introduction

This Principle addresses the requirements for the provision of Advisory Speedboards at specific locations or at the boundaries of specific areas where it is necessary for trains with particular braking characteristics to operate at speeds commensurate with the braking distance provided by the signalling arrangements at the specific location or within the specific area.

#### 5.1.2 Existing Signalling Arrangements

On lines carrying a range of mixed traffic which is required to operate within the limitations of the existing signalling arrangements and to avoid incurring the costs of upgrading work, Advisory Speedboards should be provided indicating to the drivers of trains that the speed must be regulated to ensure that the train does not exceed the speed indicated on the Advisory Speedboard by the time the train reaches the next signal.

If, on sighting the next signal it is displaying a full clear indication, then normal speed running may be resumed except where the restriction applies to an area where normal speed must not be resumed until the “end” speedboard is reached.

#### 5.1.3 Positioning of Advisory Speedboards

The position of each Advisory Speedboard shall be determined having regard to the following factors:

- i) The permitted line speed.
- ii) The braking characteristics of the trains operating on the line.
- iii) The curvature and gradient of the line and its effect on the train running for particular types of trains.
- iv) The braking distance provided by the existing signalling arrangements.

This shall be undertaken by calculation and/or approved simulation methods. Refer to figure 2.

In close signalled multiple aspect territory if the positioning of Advisory Speedboards occurs prior to previous signals, or be close enough to cause confusion, the signalling aspect sequence should be altered rather than install the Advisory Speedboard.

#### 5.1.4 Style of Advisory Speedboards

Advisory Speedboards for superfreighter trains shall consist of a circular background 600mm in diameter covered in yellow retro-reflective material. The speed to be indicated to drivers shall be shown in numbers covered in red retro-reflective material

and superimposed on the background. Refer to figure 3.

Advisory Speedboards provided for XPT trains shall show red retro-reflective numbers superimposed on a retro-reflective silver background.

Advisory Speedboards for freight trains more than 1150 metres long shall consist of a circular background 600 mm in diameter covered in blue retro-reflective material with the advisory speed shown in numbers covered in yellow retro-reflective material and superimposed on the blue background.

Where the advisory speedboard applies to an area there will be a “begin” and “end” board each of which shall describe the type of train to which the speed limit applies. Eg “Freight Trains Begin (End) 80 Speed Limit”.

The Advisory Speedboard shall be positioned to the left of the track unless other sighting considerations apply. Refer to figure 4.

### **5.1.5 New Signalling Arrangements**

Wherever possible new signalling arrangements shall take into account the requirement for mixed traffic running to avoid the provision of Advisory Speedboards.

### **5.1.6 Intermediate Train Stop Advisory Speed Boards**

These are 350 mm in diameter with 150 mm white numerals on a black background – figure 1.

ITS advisory board are located at the commencement of the timing point and indicate the speed a train must travel at in order to successfully negotiate the next intermediate train stop ahead.



**Figure 1**



Distance required by train to brake to  
the nominated speed by the distant  
(or caution) signal

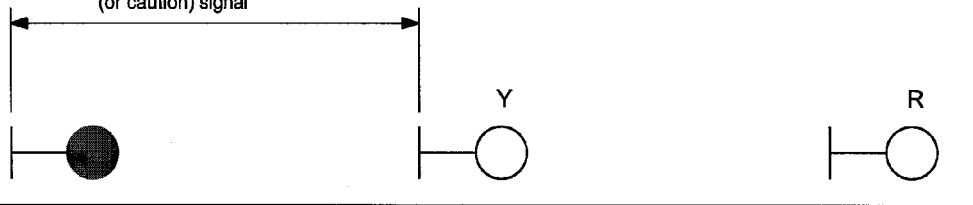


FIGURE 1




FIGURE 2

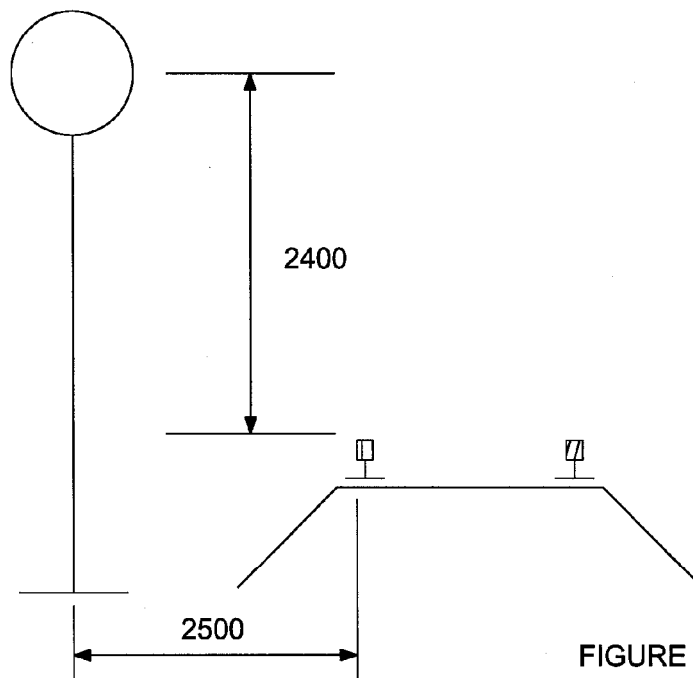


FIGURE 3

LOCATION OF ADVISORY SPEED BOARDS  
PRINCIPLE N° 5.1