

EASTERN P'KWAY-NOSTRAND AVE.
- LINES -
SINGLE LINE PLANS

BROOKLYN LINES.

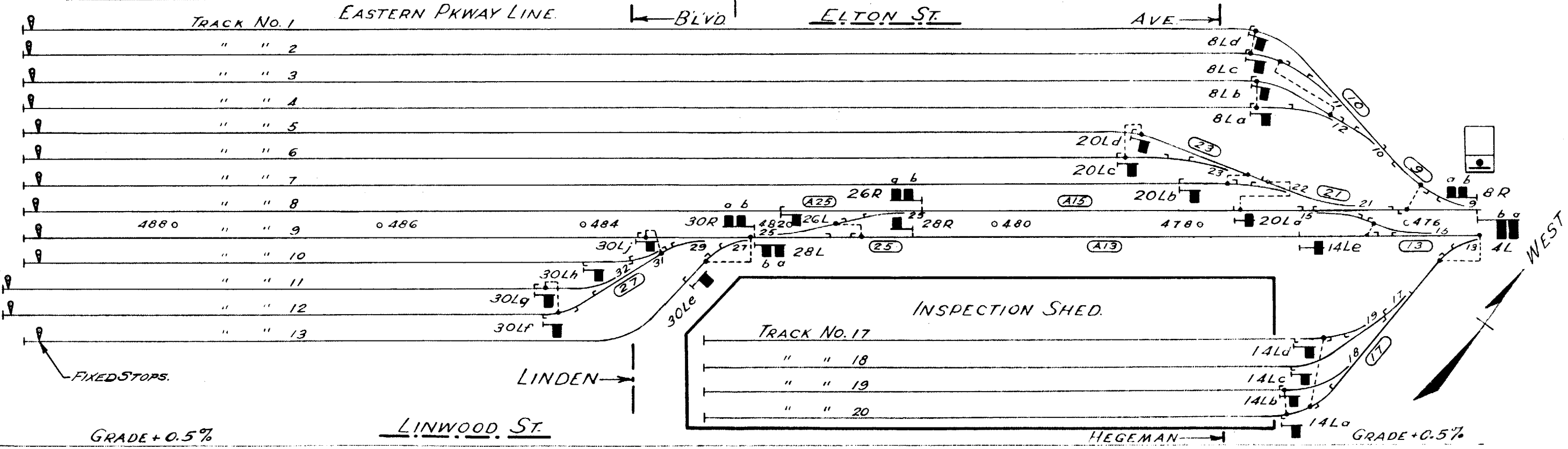
SUB. DIVISION

OFFICE OF THE SIGNAL ENGR.

COM. S.H. BINGHAM.

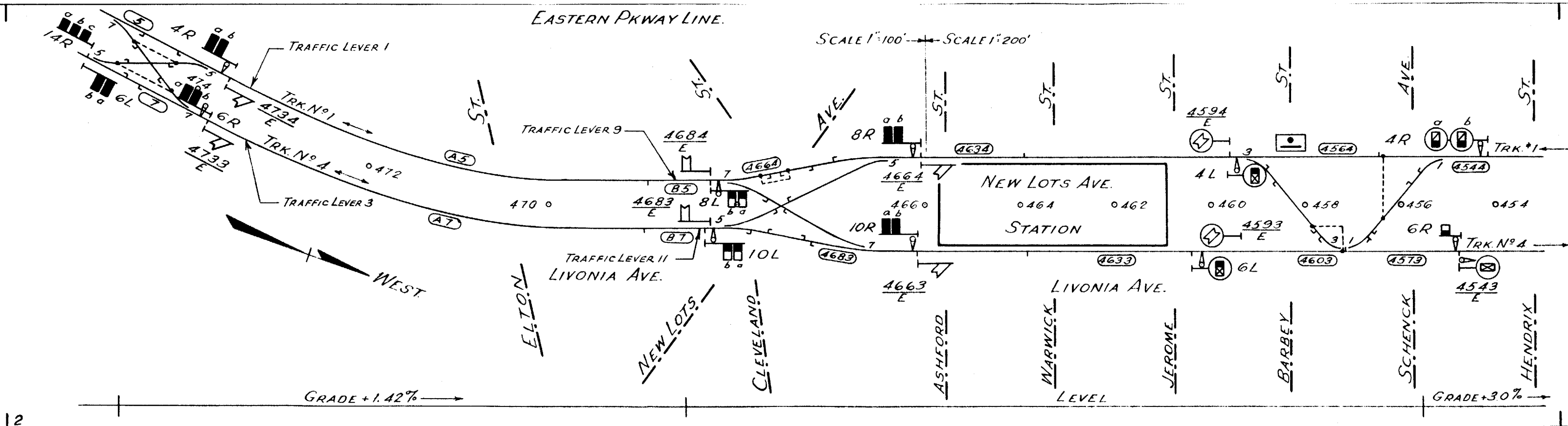


STANLEY AVE.

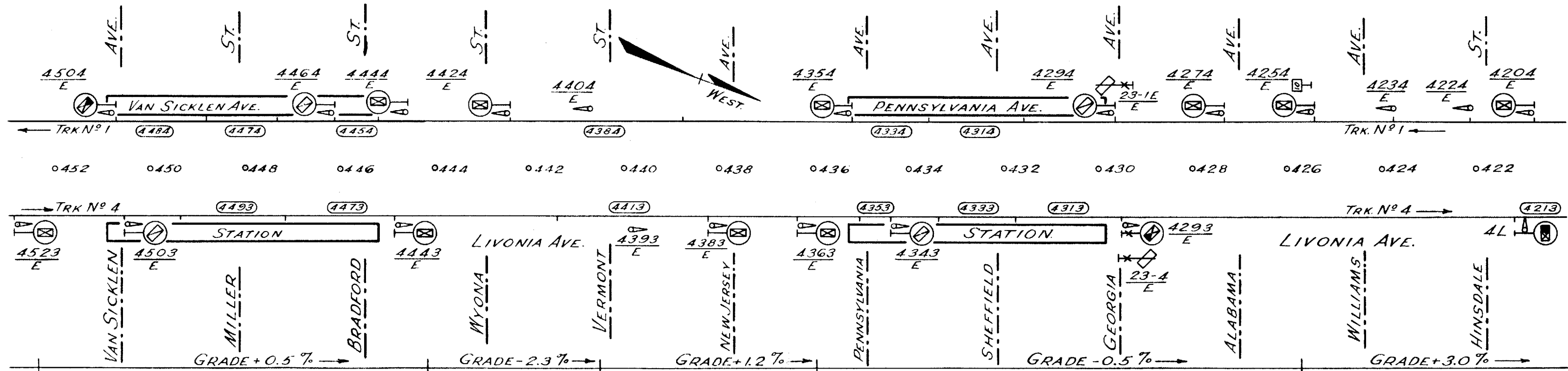


EASTERN PKWAY LINE.

SCALE 1"=100' → SCALE 1"=200'

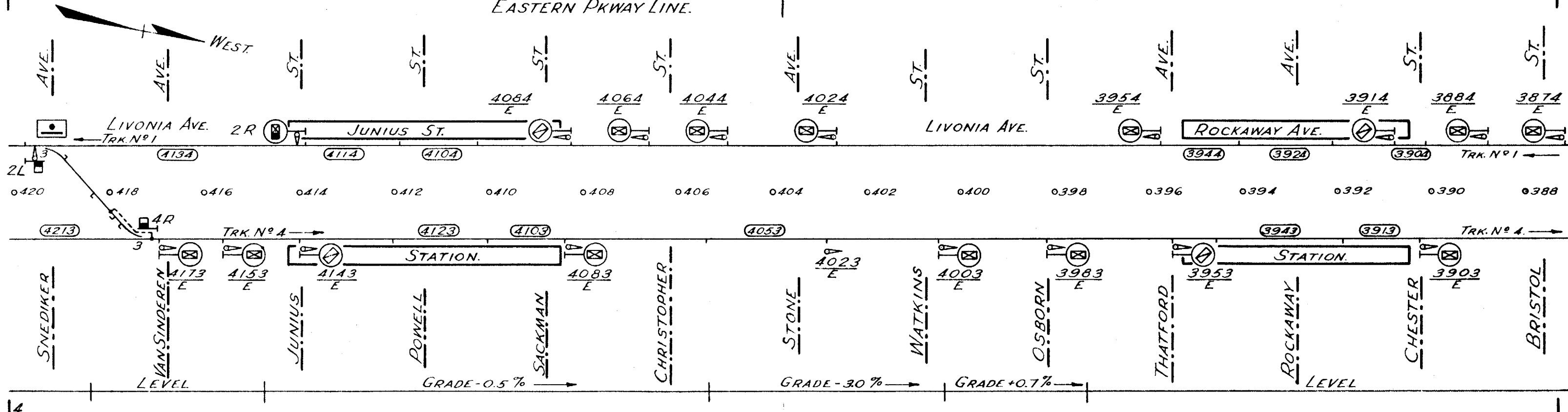


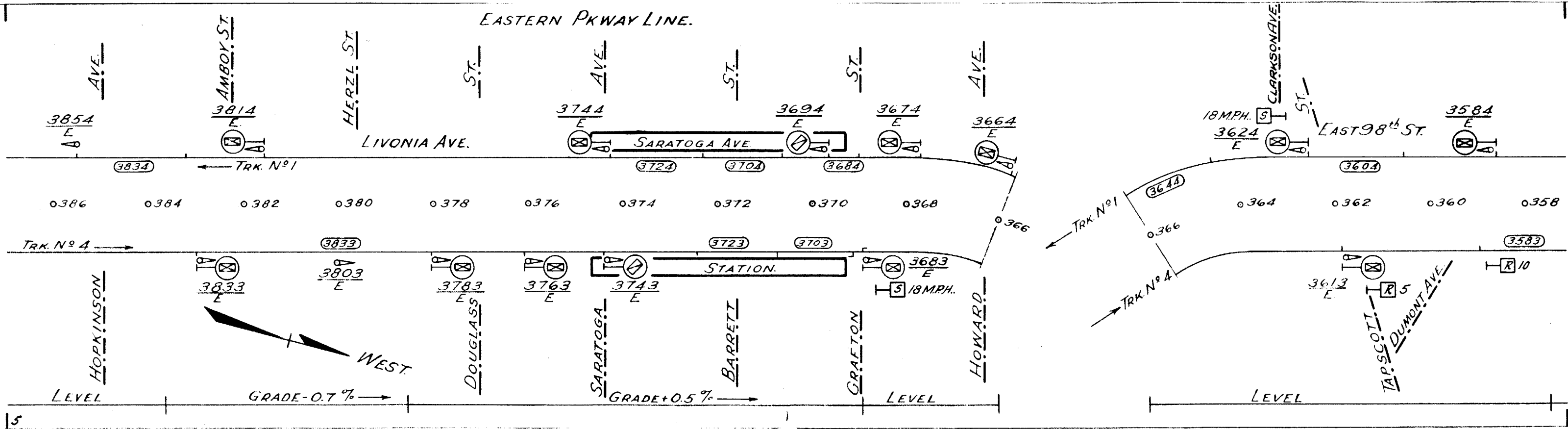
EASTERN PKWAY LINE.



EASTERN PKWAY LINE.

WEST.





EASTERN PKWAY LINE.

WEST

WINTHROP ST.

RUTLAND RD.

YORK AVE.

TRK. N° 1

3514
E

3454
E

3434
E

3424
E

23-1
E

3404
E

SUTTER AVE.

3494

3484

3464

23
M.P.H.

F. FACE OF ABUTMENT.
339+20.489.

0356

0354

0352

0350

0348

0346

0344

0342

3384
E

TRK. N° 4

3563
E

3543
E

3513
E

3453
E

23 M.P.H.
EAST 98TH ST.

3373
E

3354
E

3354
REP 1

3354
REP 2

3324

PORTAL
334+98.739

3300

TRK. N° 1

TRK. "M"

TO LOWER LEVEL.

TRK. N° 4

0336

0334

0332

GRADE +2.3%

GRADE +0.5%

GRADE +1.7%

GR. -0.7%

GRADE -.709%

GRADE +2.0%

TRACKS 1 & "M"

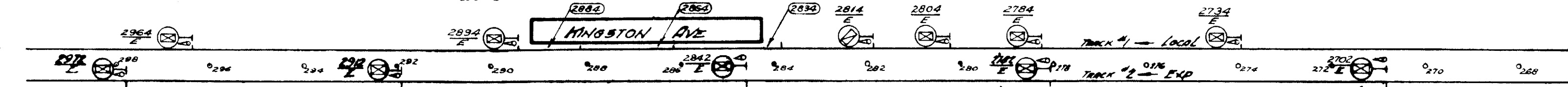
GRADE -3.0%

TRACK 4.

EASTERN P'KWAY LINE

+0.95% TRKS. 1&2 GRADE -1.82% TRKS. 1&2 GRADE -0.2% TRKS. 1&2 GR +0.52% GRADE -0.2% TRKS. 1&2 GR +2.7%

294+48.7 290+21.7 281+98.7 279+08.7 270+29.8



UPPER LEVEL

EASTERN PARKWAY


Kingston Ave

Brooklyn Ave

EASTERN PARKWAY

New York Ave

LOWER LEVEL



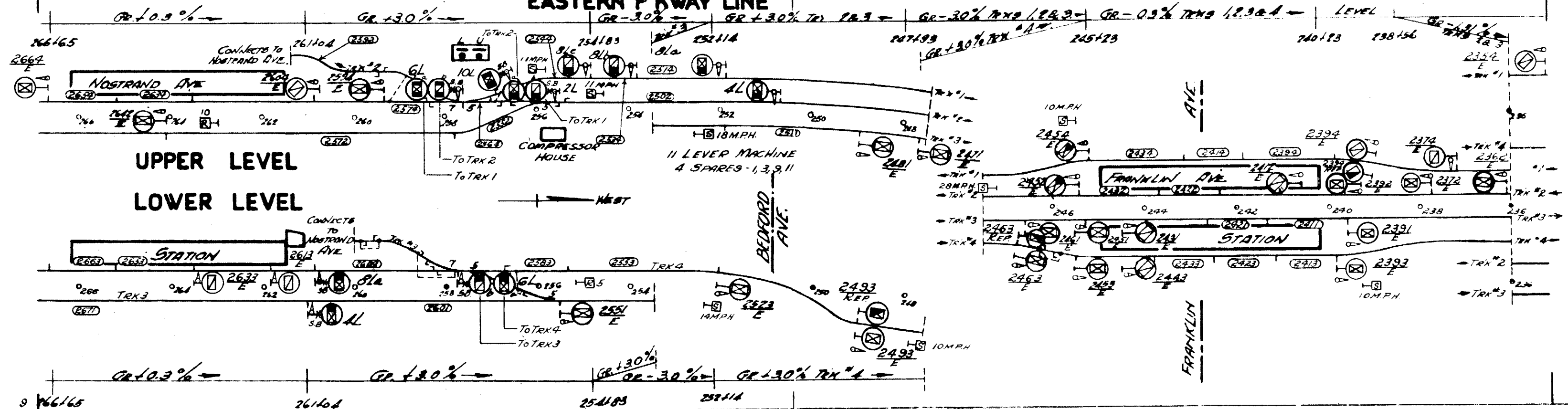
TRACK #4 LOCAL

TRACK #3 EXP

+0.95% TRKS. 3&4 GRADE -1.82% TRKS. 3&4 GRADE -0.2% TRKS. 3&4 GR +2.7% TRKS. 3&4

294+48.8 290+21.7 277+01.8

EASTERN P'KWAY LINE



UPPER LEVEL
LOWER LEVEL

STATION

FRANKLIN AVE STATION

NE ST

BEDFORD AVE

FRANKLIN

11 LEVER MACHINE
4 SPARES - 1, 3, 9, 11

COMPRESSOR HOUSE

GR +0.3%

GR +3.0%

GR -3.0%

GR +3.0% TRK 1

GR -3.0% TRK 1

GR -0.3% TRK 1

LEVEL

GR -1.3% TRK 1

GR +0.3%

GR +3.0%

GR +3.0%

GR -3.0%

GR +3.0% TRK 1

266165

261104

254183

252114

10 M.P.H.

18 M.P.H.

10 M.P.H.

10 M.P.H.

266165

261104

254183

252114

247193

245123

240183

238156

235183

2354

2354

2354

2354

2354

2354

2354

2354

2354

2354

2354

2354

2354

2354

2354

2354

2354

2354

2354

2354

2354

2354

2354

2354

2354

2354

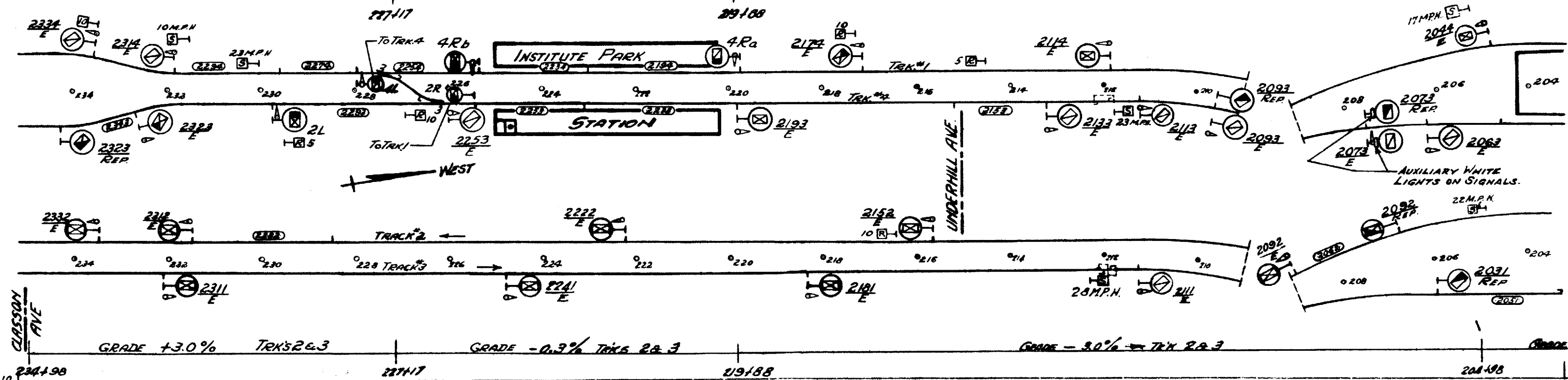
2354

2354

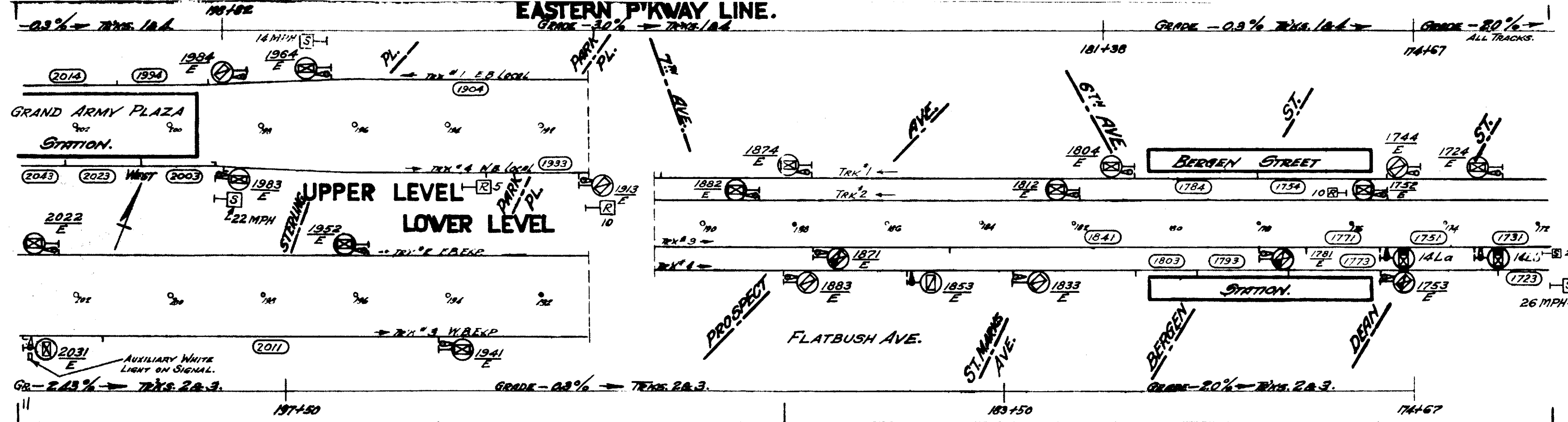
2354

EASTERN P'KWAY LINE

GRADE +3.0% - TRKS 1&2 GRADE -0.3% - TRKS 1&4 GRADE -3.0% - TRKS 1&4 GRADE



EASTERN PKWAY LINE.

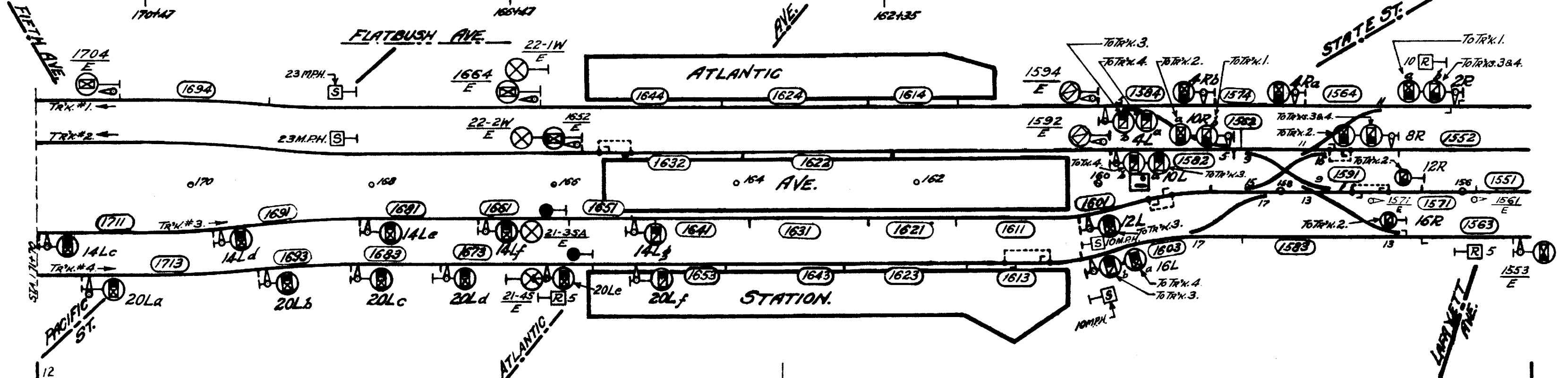


EASTERN P'KWAY LINE. LEVEL.

GR. - 2.0% →

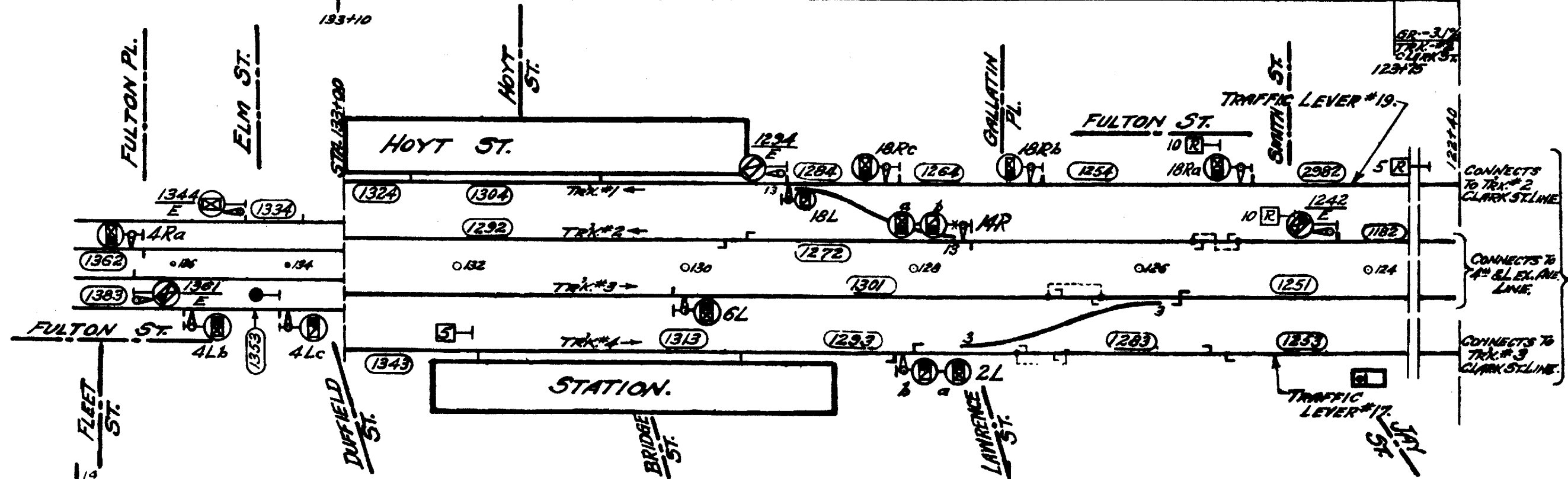
GRADE + 0.5% TRKS. 1, 2, 3 & 4 →

GRADE - 0.8% →



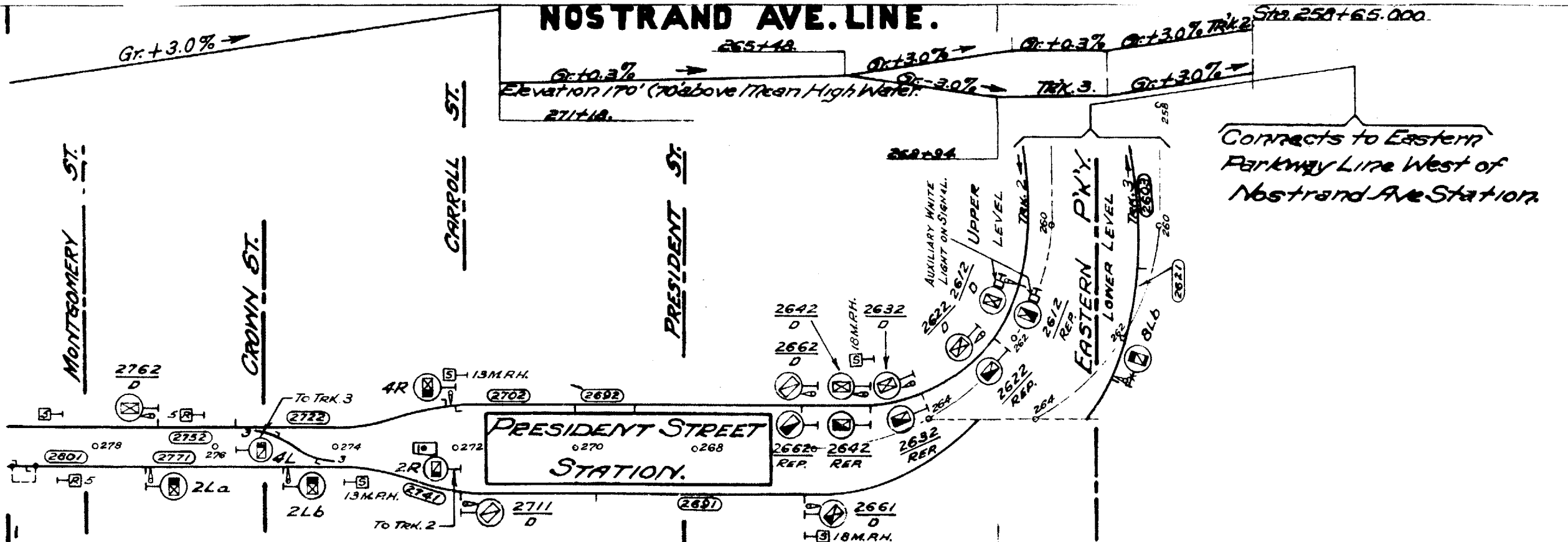
EASTERN P'KWAY LINE

GRADE +0.83% → GRADE +0.44% → GRADE +0.61% → Gr. +0.61%



SEE RESPECTIVE BOOKS.

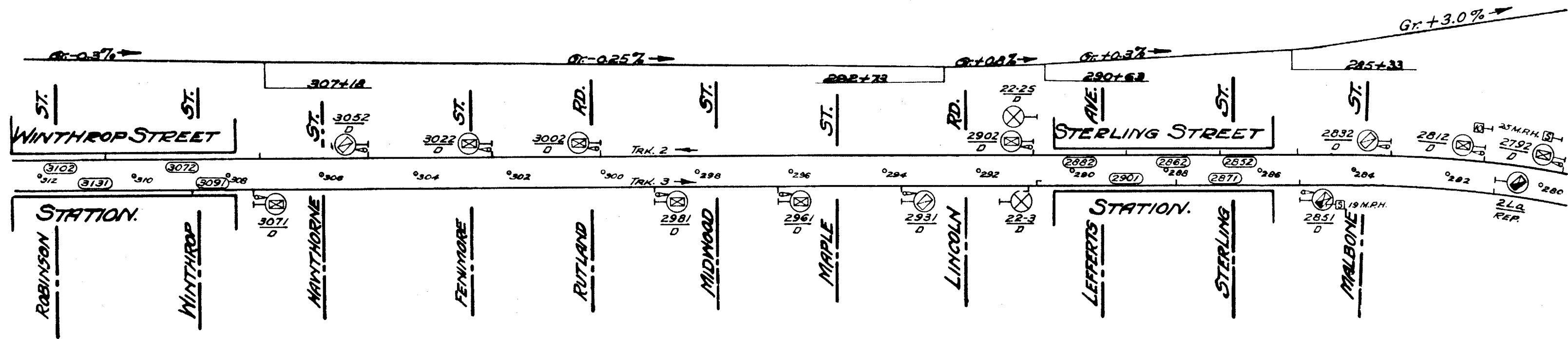
NOSTRAND AVE. LINE.



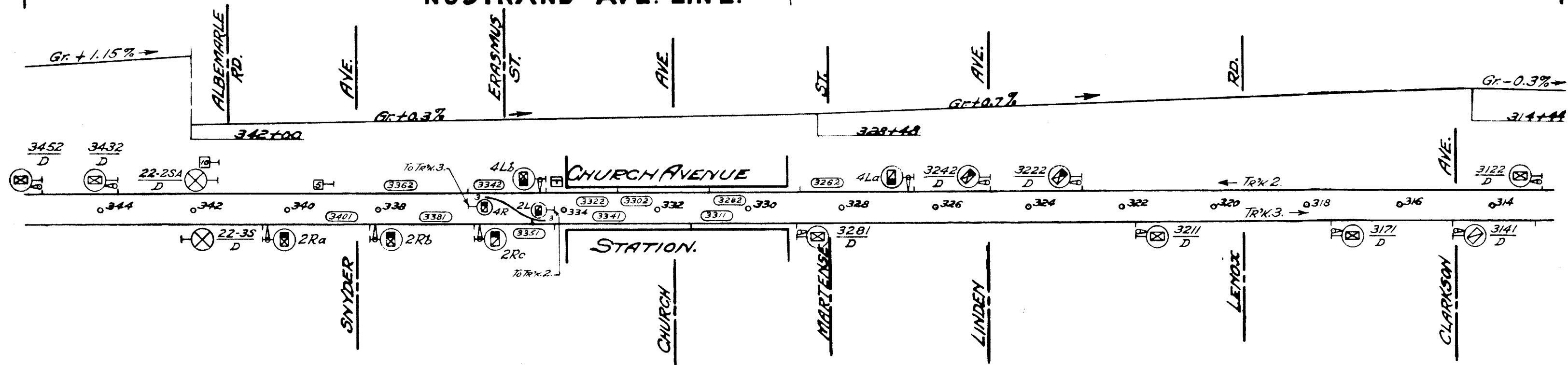
Connects to Eastern Parkway Line West of Nostrand Ave Station.

NOSTRAND AVE. LINE.

NORTH →

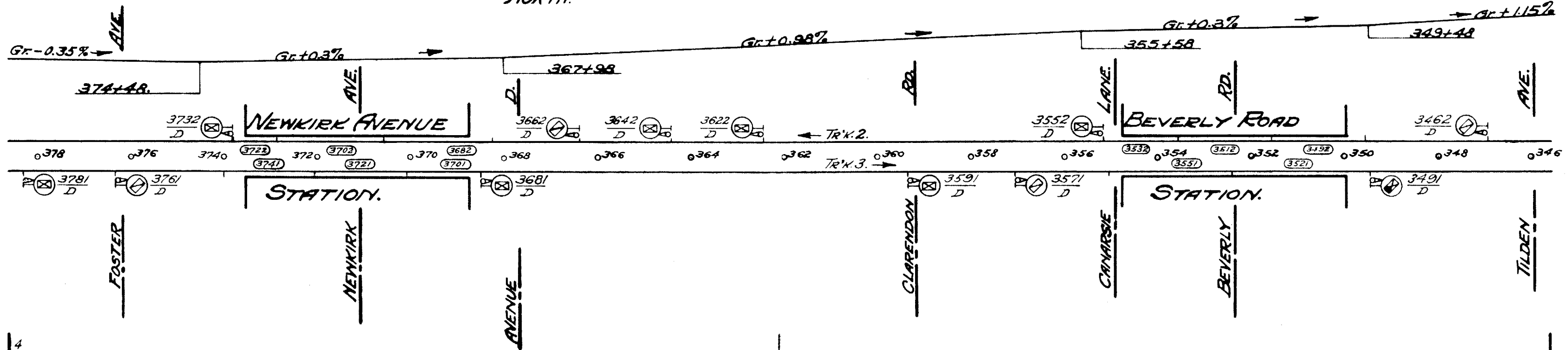


NOSTRAND AVE. LINE.



NOSTRAND AVE. LINE.

NORTH. →



NOSTRAND AVE LINE

NOSTRAND AVE. LINE.

