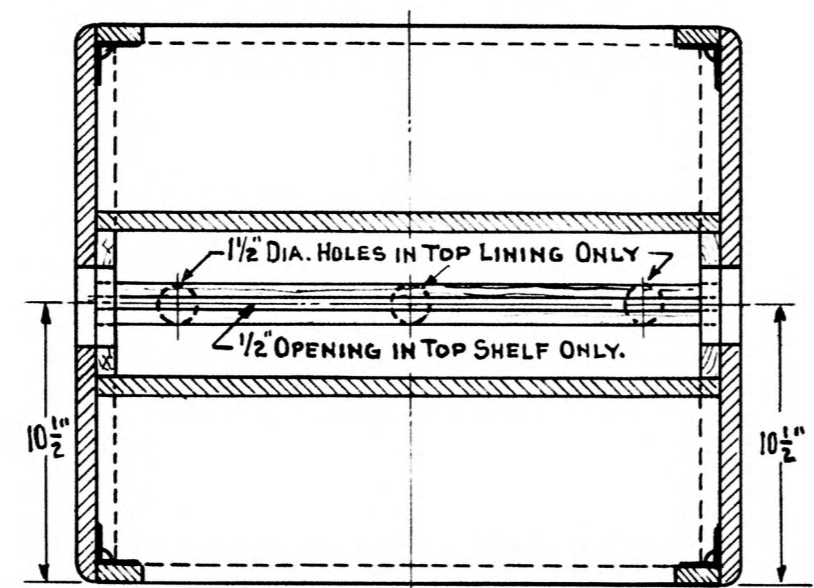
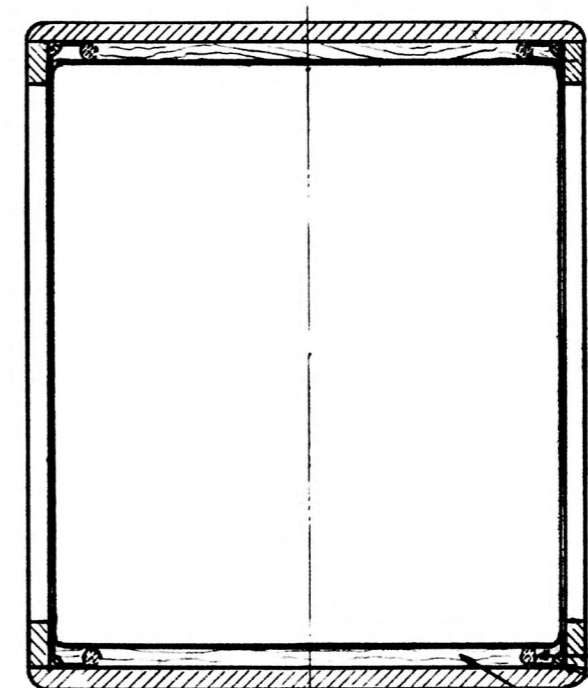


N.P.R.Y.
LINING AND SHELVING
FOR
Two Door Instrument Case.
Per Plan EGZ-8.

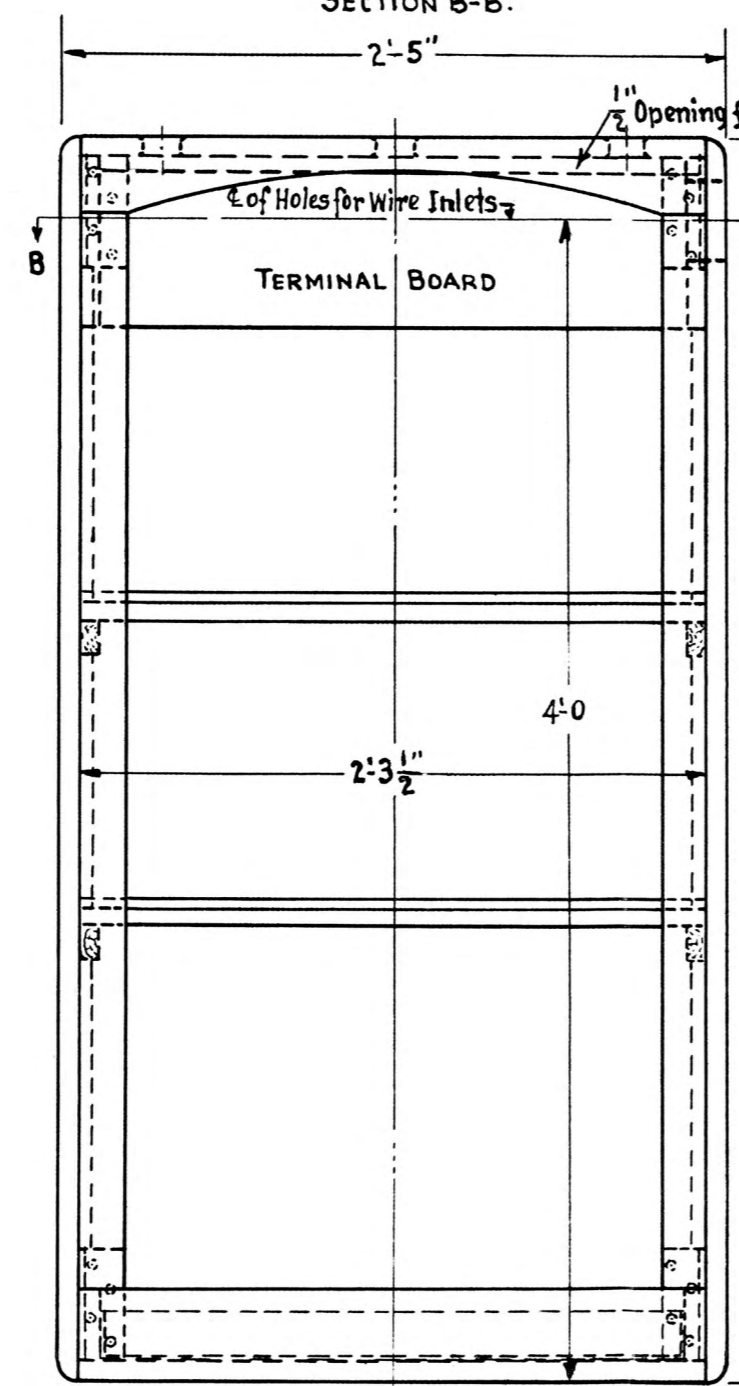
Scale 1/2" = 1ft.
Office of Signal Engr. St. Paul, Minn.
Dimensions show minimum shelf
and housing room to be provided.



SECTION B-B.



SECTION A-A.



LONGITUDINAL SECTION.

- CASE BOLT.
- 1/2" QUARTER ROUND MOULDING IN CORNERS.
- WOODEN STRIP BETWEEN LINING AND LEAD TRAY.
- ANGLE IRON
- #12 x 3/4" F.H.D. IRON WOOD SCREWS

Note:-
Lining and Shelving to be made of one inch No 1 Common soft wood. Portion where Batteries are located to have two coats of acid proof paint. Balance of Box to be painted inside and outside two coats of light gray lead, or one Duco primer and one light gray Duco paint. Angle Irons and screws to have two coats of Acid proof paint. All cleats for shelving to be put on with No 8 wood screws.

Checked *LS*
Checked *W.L.*
Approved *CAF*
Signal Engineer.