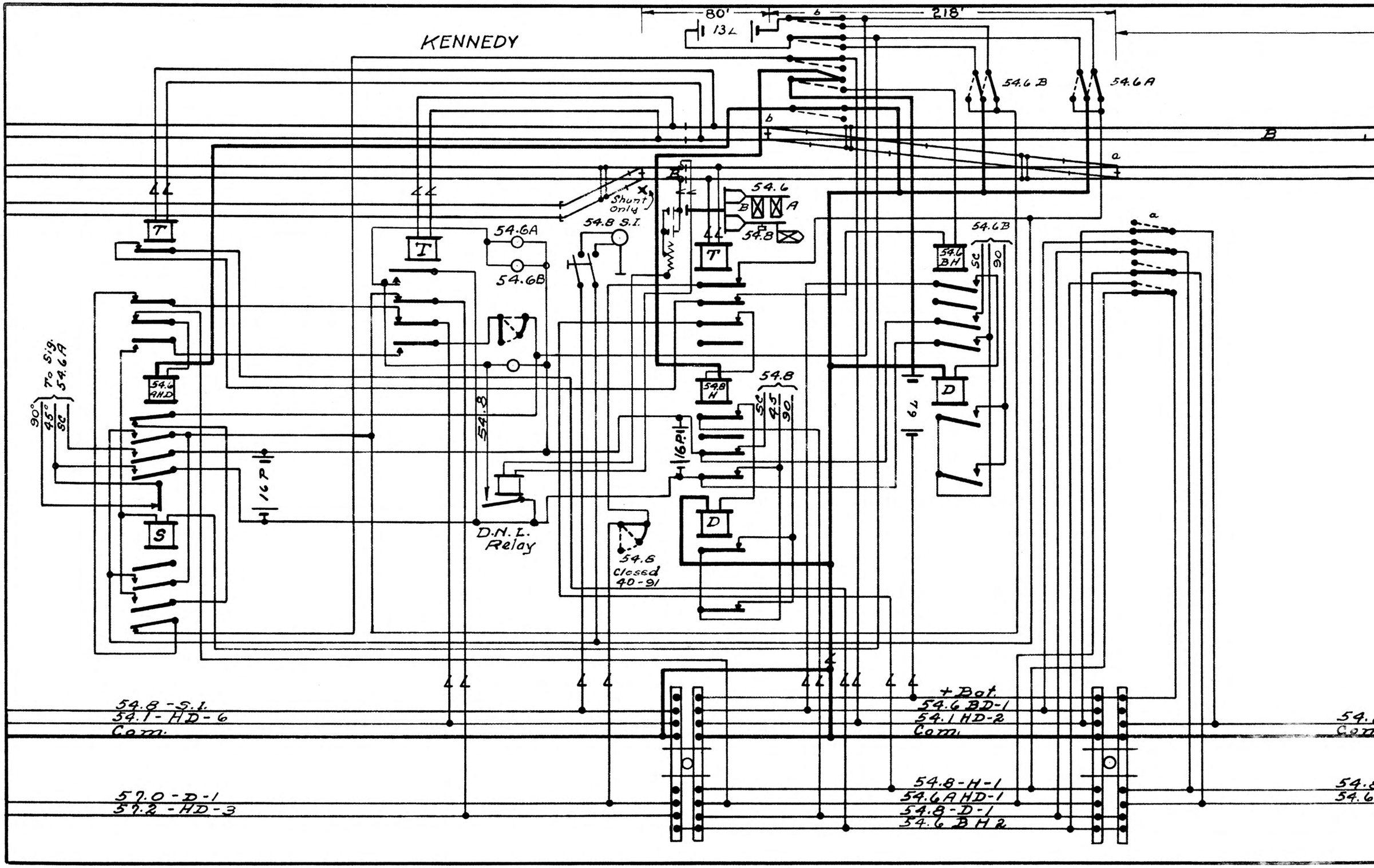
KENNEDY
80'
218'
13L
54.6 B
54.6 A
B
a
b
44
T
Shunt Only
54.8 S.I.
54.6
54.8
54.6A
54.6B
54.6 BH
54.6B
5C
90
54.6 AHD
54.8
54.8 H
54.8
5C
45
90
D
6L
16P
S
D.N.L. Relay
54.6 Closed 40-91
90°
45°
5C
To S.I. 54.6A
+Bat.
54.8-S.I.
54.1-HD-6
Com.
54.6 BD-1
54.1 HD-2
Com.
57.0-D-1
57.2-HD-3
54.8-H-1
54.6AHD-1
54.8-D-1
54.6 BH2

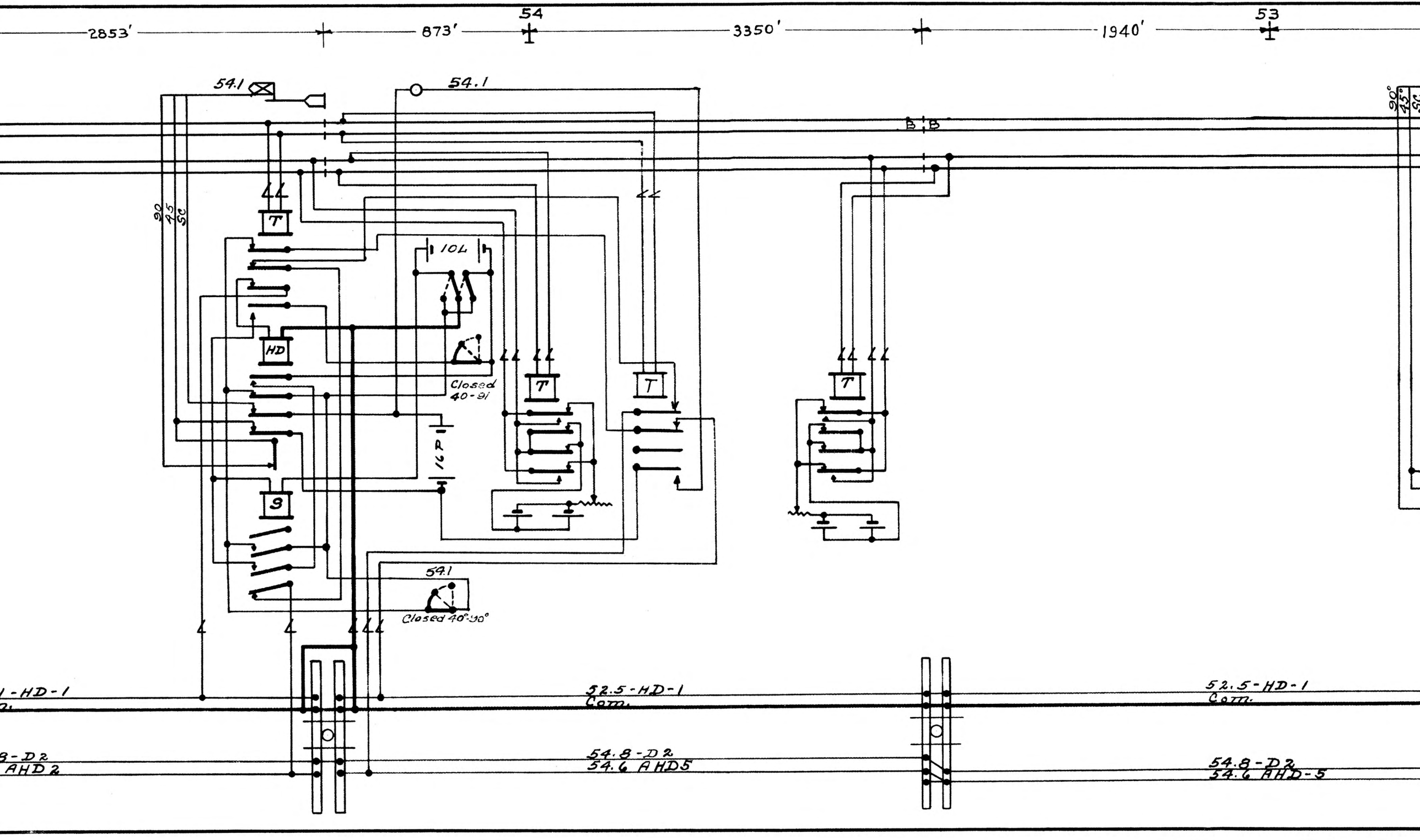
2853'
873'
54
3350'
1940'
53
54.1
54.1
B B
90
45
SC
T
10L
HD
Closed
40-91
16P
9
54.1
Closed 40°-90°
52.5-HD-1
Com.
54.8-D2
54.6 AHD5
52.5-HD-1
Com.
54.8-D2
54.6 AHD-5

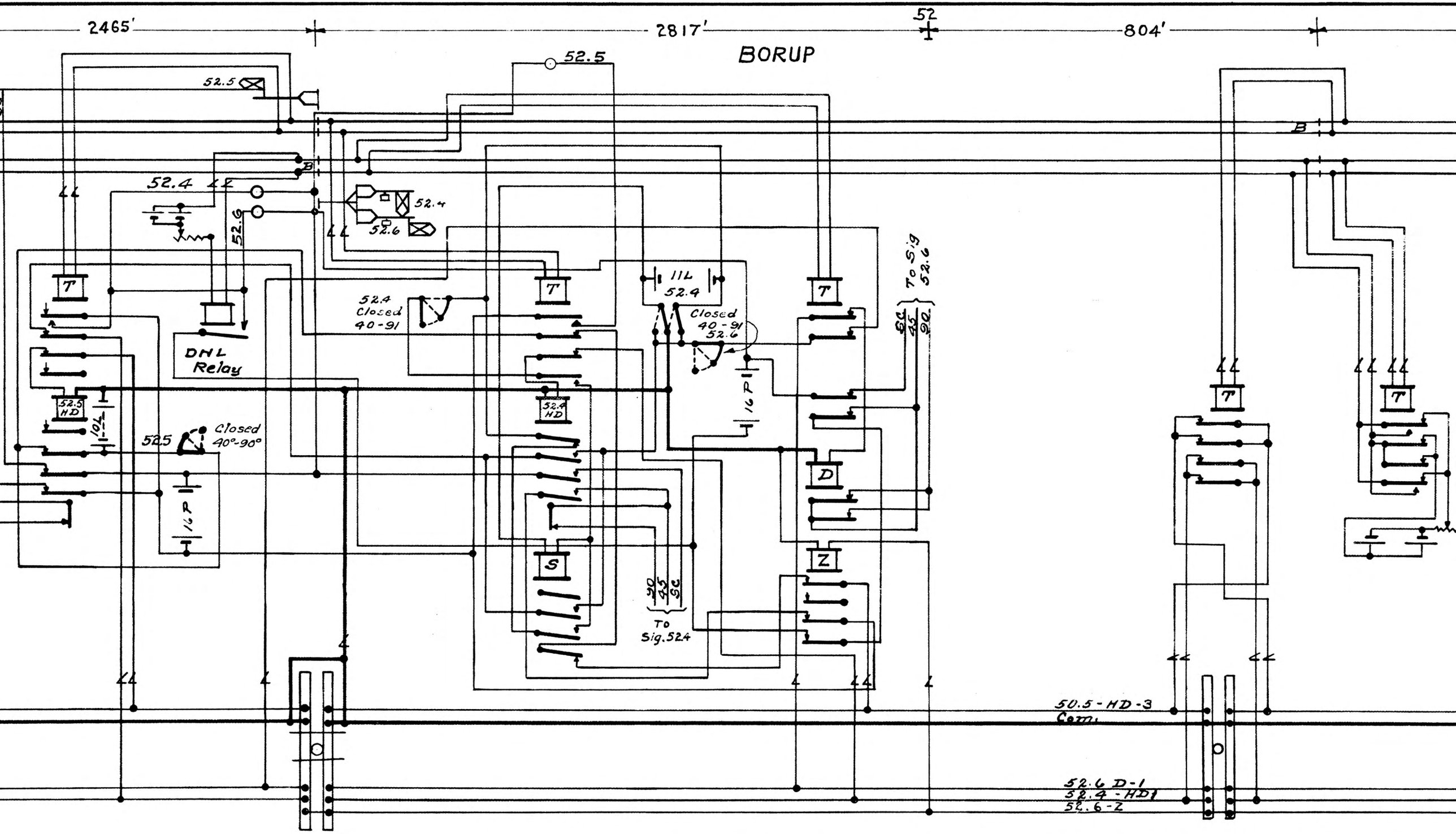
2465'
2817'
52
804'
BORUP
52.5
52.5
52.4
52.4
52.6
52.6
B
B
DHL Relay
52.4 Closed 40-91
11L 52.4
Closed 40-91 52.6
To Sig 52.6
90 45 90
16 P
52.5 HD
10L
525 Closed 40°-90°
16 P
52.4 HD
S
D
Z
90 45 90
To Sig. 524
T
T
T
T
T
50.5-HD-3 Com.
52.6 D-1
52.4-HD1
52.6-Z

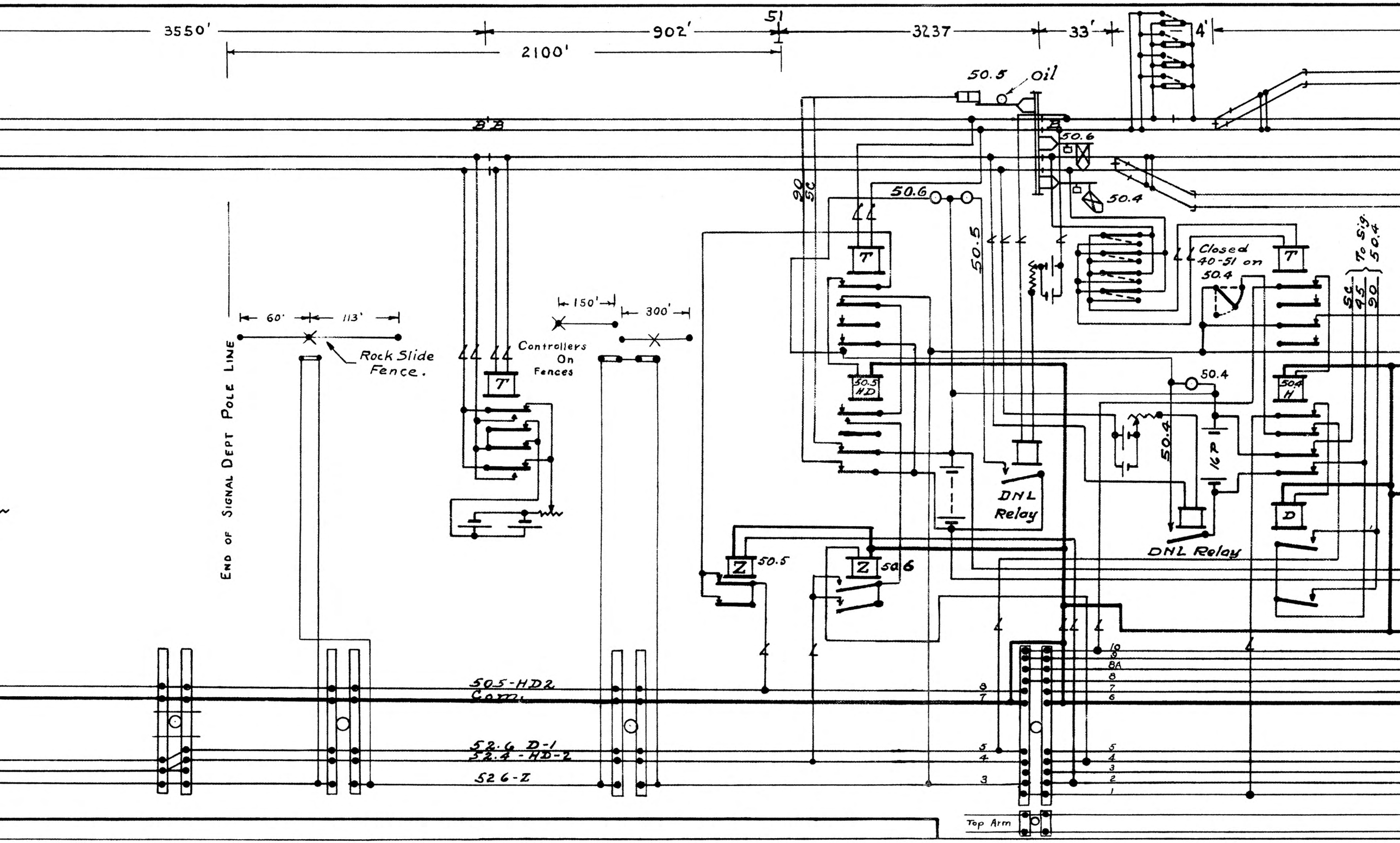
3550'
902'
51
3237
33'
4'
2100'
50.5
oil
B'B
50.6
50.4
20
5c
50.6
50.5
Closed
40-51 on
50.4
To Sig.
50.4
5c
45
90
150'
300'
60'
113'
Rock Slide
Fence.
Controllers
On
Fences
End of Signal Dept Pole Line
50.5
HD
50.4
H
50.4
16P
DNL
Relay
DNL Relay
D
50.5
50.6
505-HD2
Com.
52.6 D-1
52.4 -HD-2
52 6-Z
10
9
8A
8
7
6
5
4
3
2
1
Top Arm

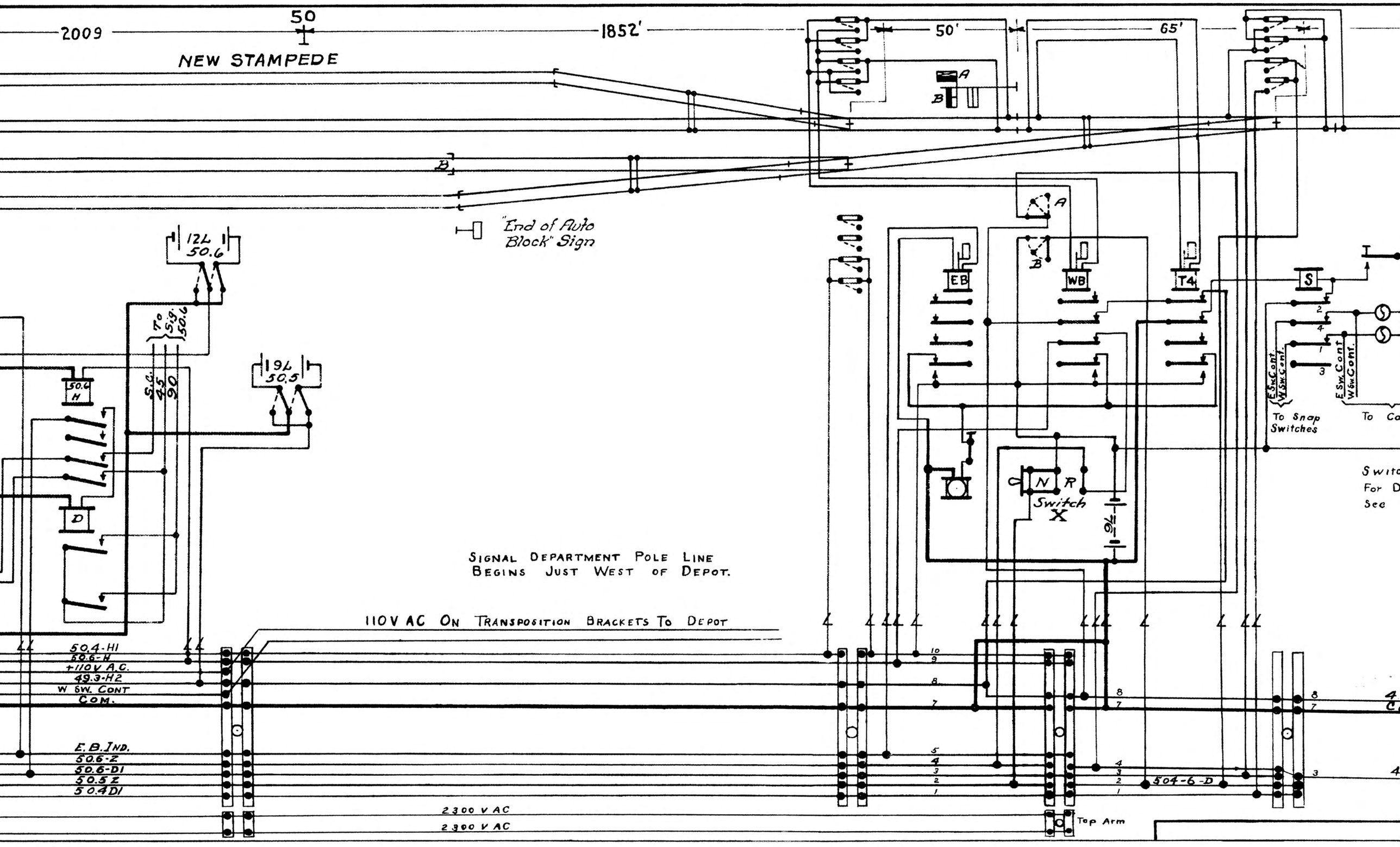
2009
50
1852'
NEW STAMPEDE
50'
65'
A
B
"End of Auto Block" Sign
12L
50.6
To Sig. 50.6
50.6 H
D
S.G. 45 90
19L
50.5
EB
WB
T4
S
To Snap Switches
E Sw. Cont.
W Sw. Cont.
N
R
Switch X
76
Signal Department Pole Line Begins Just West of Depot.
110 V AC On Transposition Brackets To Depot
50.4-H1
50.6-H
+110 V A.C.
49.3-H2
W Sw. Cont
Com.
E.B. Ind.
50.6-Z
50.6-D1
50.5 Z
50.4 D1
2300 V AC
2300 V AC
504-6-D
Top Arm

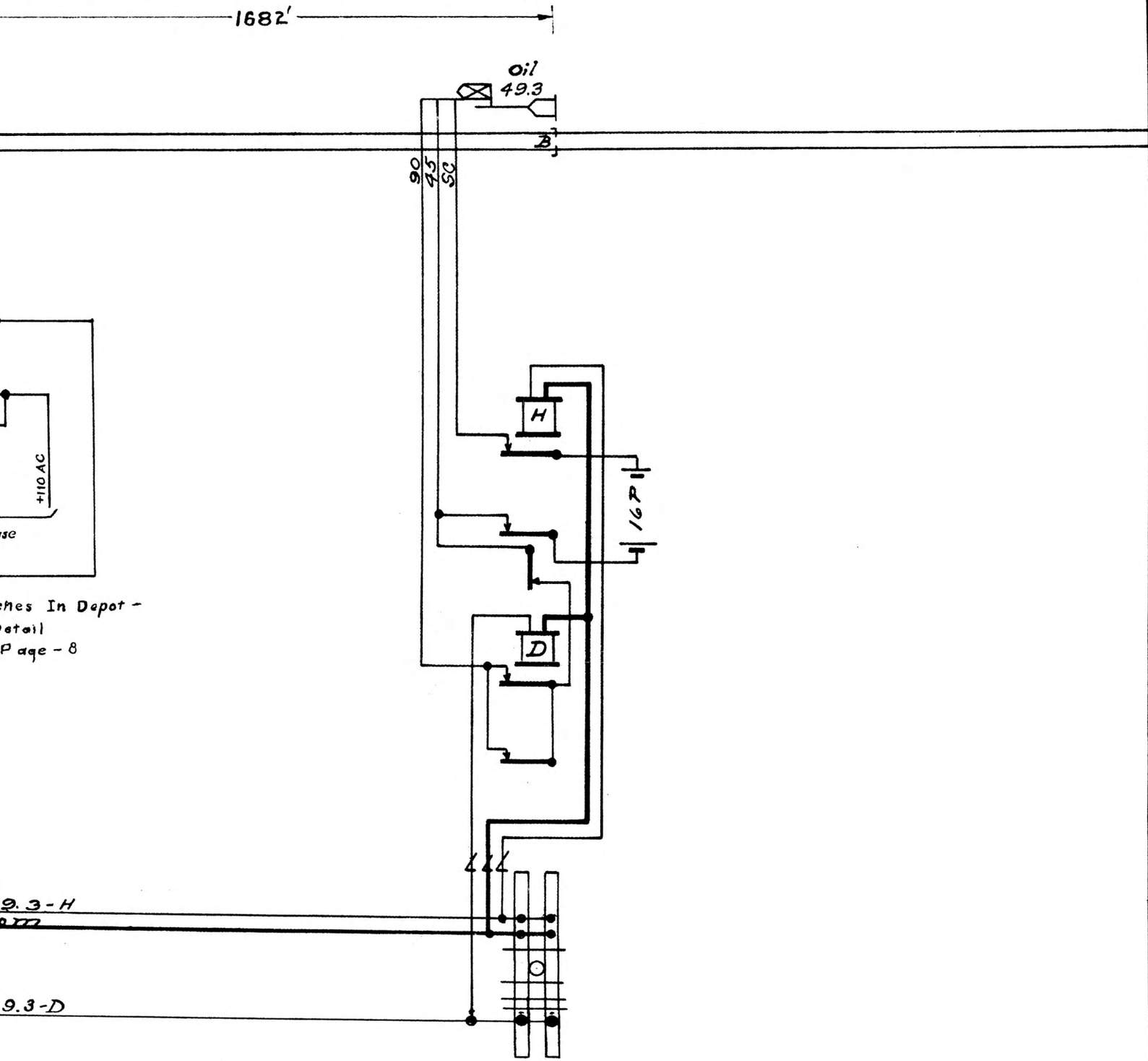

B-1104

1 - 15 - 19

N.P.R.R
EASTON-LESTER
Circuit Plan
Office of Signal Eng'r St. Paul-Minn.

Revised & Redrawn 1-15-19.
Rev. As Installed 9-9-19.
Electric Lighting added 5-31-23.
12-31-29.
7-2-31
4-25-35
1-10-40