












CHICAGO UNION STATION COMPANY

SIGNAL INDICATIONS

HIGH SIGNAL	HIGH SIGNAL	DWARF SIGNAL	NAME	INDICATION
			Stop Signal	Stop
			Restricting Speed Signal	Proceed at restricted speed, prepared to stop short of train or obstruction
			Slow Speed Signal	Proceed at a speed not exceeding 15 miles an hour prepared to stop at next signal
			Stop-and-Proceed Signal	Stop; then proceed at restricted speed
			Approach Signal	Approach next signal prepared to stop. A train or engine exceeding a speed of 15 miles an hour must reduce at once to this speed
			Approach Slow Speed Signal	Approach next signal prepared to stop. A train or engine exceeding a speed of 7 miles an hour must reduce at once to this speed
			Clear Signal	Proceed at a speed not exceeding 30 miles an hour
			Clear Slow Speed Signal	Proceed at a speed not exceeding 15 miles an hour

Restricted Speed: Proceed prepared to stop short of train, obstruction, or anything that may require the speed of a train or engine to be reduced.

O. H. FRICK
GENERAL MANAGER