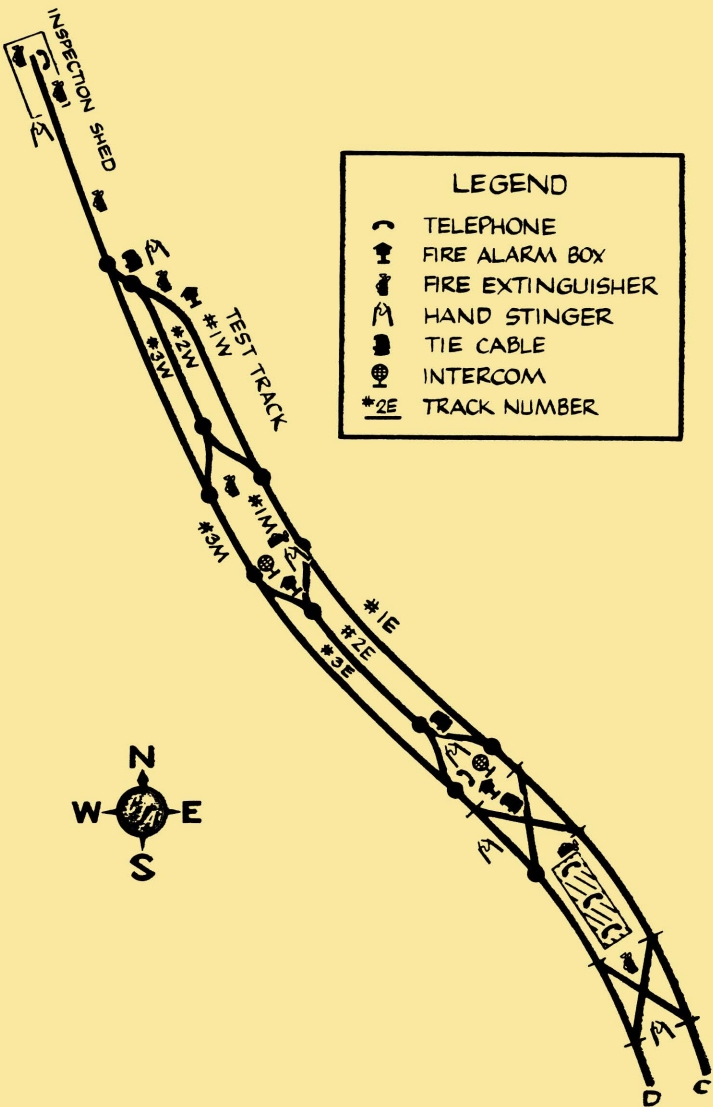


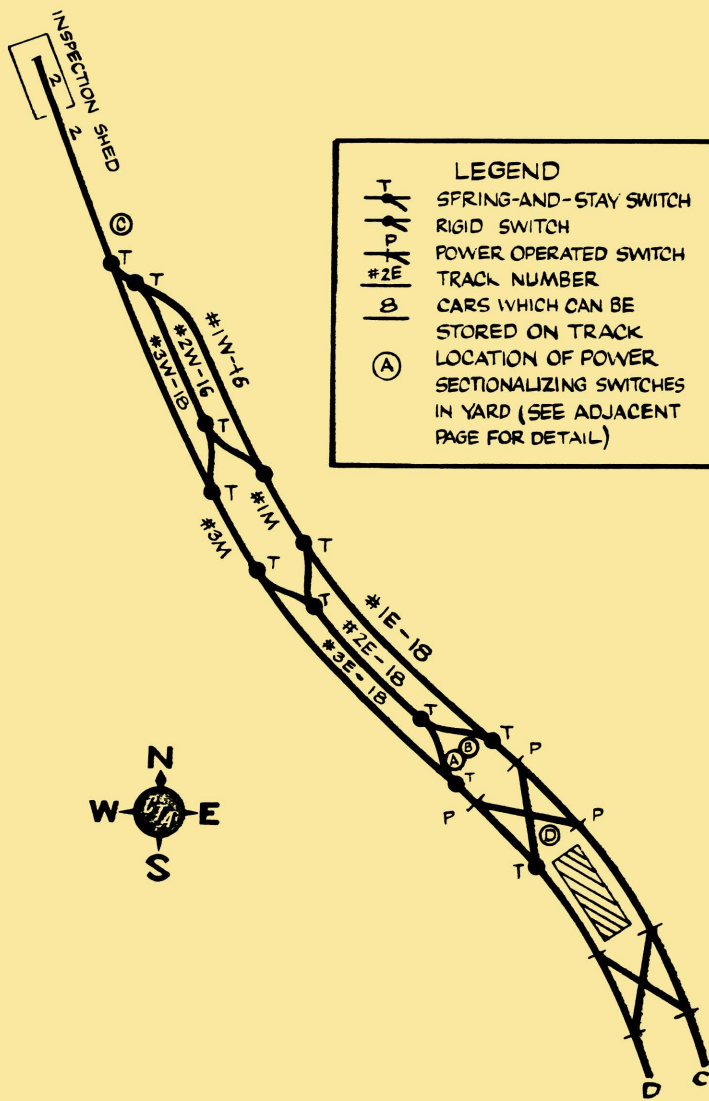
Locations Of: Telephones ● Fire Alarm Boxes ●  
 Fire Extinguishers ● Hand Stingers ● Tie Cables ●  
 Intercoms ● Track Numbers . . .

NOT DRAWN TO SCALE




. . . Power Sectionalizing Switches ●  
 Car Storage Capacity ● Types Of Track Switches ●  
 Track Number

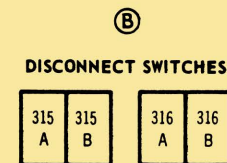
NOT DRAWN TO SCALE



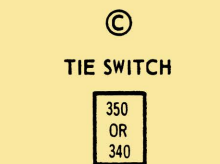
## Exact Locations Of And Tracks Controlled By Power Sectionalizing Switches Shown On Adjacent Track Map



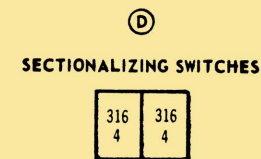
LOOK SOUTH  
 SWITCHES LOCATED ON POLE  
 AT SOUTH END OF  
 TRACK 2E



LOOK SOUTH  
 SWITCHES LOCATED ON  
 POLE AT SOUTH END  
 OF TRACK 2E



LOOK NORTH  
 SWITCH LOCATED ON POLE  
 AT NORTH END OF  
 TRACK 1W



LOOK NORTH  
 SWITCHES LOCATED ON POLE  
 AT SOUTH END OF PULLBACK  
 TRACK

**JEFFERSON PARK YARD  
SPECIAL NOTES**

1. Normal movement of trains to the shop is on track 1.
2. Normal movement of road trains through the yard is on either track 1 or track 3.
3. The person making a move from track 2E or from track 2W is responsible for restoring switches to normal before another move is made in the facing direction.
4. The normal setting of the spring and stay switch by the shop is for a move to either track 1 or track 2.
5. The power switches are powered electrically. If there is a power failure, these switches become spring and return switches.
6. The track number markers are also train clearance markers.
7. Either track 1 or track 3 should be clear all the way to the shop in order for the yard to be functional.

**RULE 227. SPEED IN YARDS**

- (a) The speed of trains within Yard Limits must not exceed six (6) miles per hour.
- (b) Yard Foremen, Switchmen and Motormen operating trains on any tracks within Yard Limits must use no more than one (1) point of power and be prepared to stop immediately.

**JEFFERSON PK  
YARD  
WEST SECTION  
108 CARS**

**CHICAGO TRANSIT AUTHORITY**